

19th Century Paper Photographs

A Genealogist's Guide to Cartes de visite and Cabinet Cards

A New Book from PhotoTree.com – Released May 10, 2011


Auto-Rotate for Side-by-Side Pages

Library 19th Century Paper Photographs

er traits of the photograph should be considered.

Traditional High Back Chair

These chairs were standard chairs found in the dining area, parlor, or any general area. They were not photography-specific chairs. As most pictures show, they were generally used as a means for the subject to steady themselves, and to help with the photograph composition. The subject was more likely standing next to it than sitting on it. When sat in, the chair was usually paired with a table, so the subject could rest their arm on it, and create a more relaxed and natural photograph.



1862 1863 1864


Figure 4-7. Common household chair styles used in the early 1860s.

194 of 235

19th Century Paper Photographs

The Fringe Chair

The fringe chair is easy to recognize with its bangs and braided cords draped from the armrests and side of the chair. These were not just parlor chairs brought into the studio; they were specifically designed 'posing' chairs. Available during the later civil war years, Anthony's Position Chair were advertised in the February 1, 1866 *Humphrey's Journal of Photography* for as little as \$13.00!



1866 1867 1872

Figure 4-8. The 'must-have' posing chair came in a variety of shapes and configurations.

Continuing a trend that started in the previous decade, 1870s studio chairs became larger and heavily adorned with upholstery and decoration.


Photo_07.jpg

195 of 235

19th Century Paper Photographs

Fringe Chair

The fringe chair is easy to recognize with its bangs and braided cords draped from the armrests and side of the chair. These were not just parlor chairs brought into the studio; they were specifically designed 'posing' chairs. Available during the later civil war years, Anthony's Position Chair were advertised in the February 1, 1866 *Humphrey's Journal of Photography* for as little as \$13.00!



1866 1867 1872

Figure 4-8. The 'must-have' posing chair came in a variety of shapes and configurations.

Continuing a trend that started in the previous decade, 1870s studio chairs became larger and heavily adorned with upholstery and decoration. Many were patented specifically for studio use, but soon gave way to more unique props found in the 1880s.

Photo_08.jpg

140 of 169

← Tablet held in landscape position

↓ Tablet held in portrait position

The tablet will auto-rotate the image and change the view when the tablet is physically rotate from portrait to landscape and back. This feature can be turned off in settings.